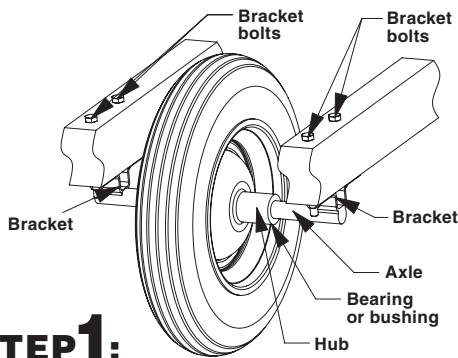
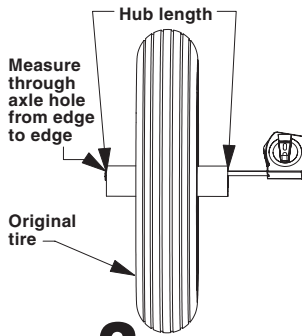


# Universal Flat Free Wheelbarrow Tire Assembly Instructions



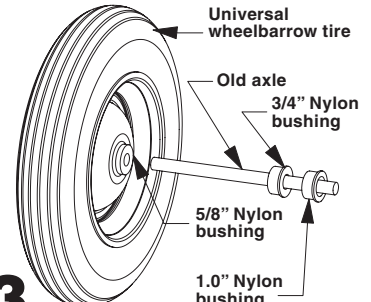
## STEP 1:

Remove old tire from wheelbarrow by removing one or both brackets. Then remove the axle from the old tire and brackets.



## STEP 2:

Measure "hub length" on old wheel to calculate the number of spacers necessary.

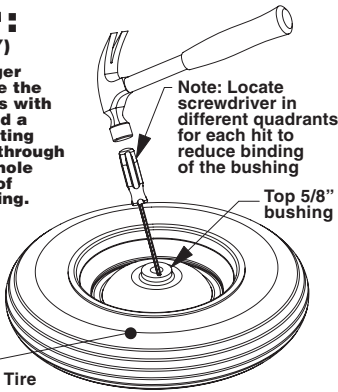


## STEP 3:

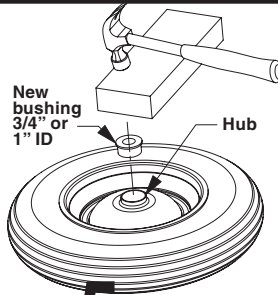
Insert old axle into universal tire. If the axle fits, go to step 6. If the axle is too big, check the axle size by sliding either the 3/4" or 1.0" bushing over the axle. Use the one that slides easily but is snug. If you find your axle does not fit in any of the supplied bushings, remove the bushing from your original tire and insert it into the new tire by following Step 4.

## STEP 4: (IF NECESSARY)

If the axle is larger than 5/8", remove the existing bushings with a screwdriver and a hammer by inserting the screwdriver through the top bushing hole to the backside of the bottom bushing. Pound out the bushing with the hammer. Flip over and repeat this step.



Universal Wheelbarrow Tire

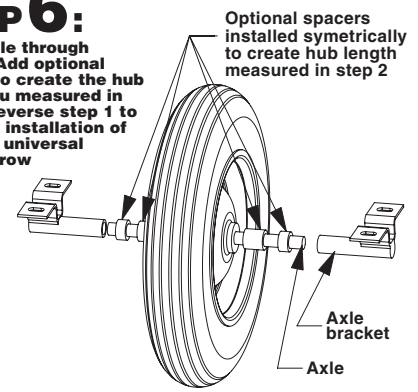


## STEP 5: (IF NECESSARY)

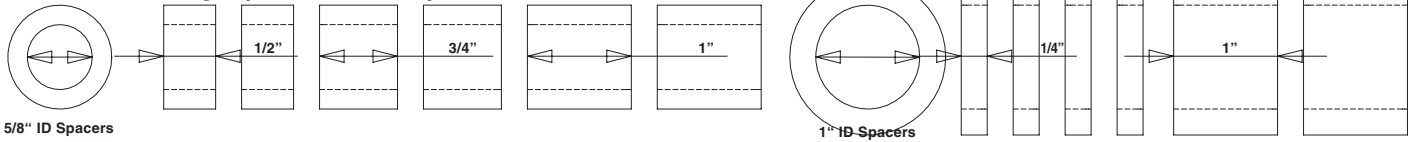
Insert new bushing (3/4" or 1.0") into hub. Place a piece of wood over the top of the new bushing, using the hammer, drive the new bushing into the hub. Flip over and repeat this step.

## STEP 6:

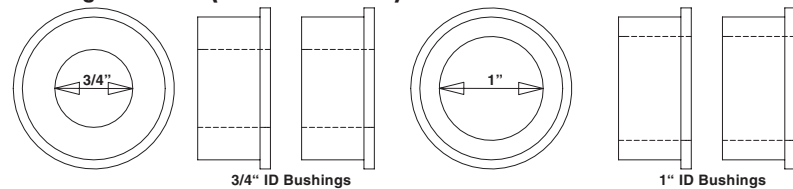
Install axle through the hub. Add optional spacers to create the hub length you measured in step 2. Reverse step 1 to complete installation of your new universal wheelbarrow tire.



### Spacers for Hub Length (Included in Box)



### Bushings for Axle (Included in Box)



5/8" Spacer Configurations						
Hub Length	Left 1/2"	Left 3/4"	Left 1.0"	Right 1/2"	Right 3/4"	Right 1.0"
4.0	x			x		
4.5		x			x	
5.0			x			x
5.5	x	x		x	x	
6.0	x		x	x		x

Tire also fits other equipment - two wheel wheelbarrows, lawnmower trailers, garden carts, etc.  
Replaces the following tire sizes: 4.80"/4.00-8" • 4.00-6" • 4.00-8" • 3.50/2.50-8"

Thank you for purchasing our Flat Free Universal Fit Wheelbarrow Tire. If you have any questions or concerns regarding this product, please do not return to the retailer. Please contact customer service toll-free at 877-425-1640 or by email at [customerservice@marathonind.com](mailto:customerservice@marathonind.com). We apologize, but our customer service department is not bi-lingual.

Marathon Model #00265

Marathon Industries, Inc. 7925 S 196th St., Kent, WA 98032 • [www.marthontires.com](http://www.marthontires.com) • Made in China

**Marathon**  
Industries